


First Grade Math Packet



Name: _____

Numbers and number words (1-10)

Kindergarten Numbers Worksheet

Fill in the missing numbers. Write the number names.

1



One

2



Two



Three



Four

5



Five

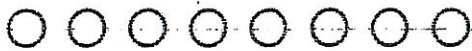


Six



Seven

8



Eight



Nine

10




Ten


Counting numbers up to 20

Kindergarten Counting Worksheet


Count the objects and write the number.

1)  =

2)  =


3)  =

4)  =

5)  =

6)  =

7)  =

8)  =

Counting numbers up to 20


Kindergarten Counting Worksheet

Count the objects and write the number.


1)  =

2)  =

3)  =

4)  =

5)  =

6)  =

7)  =

8)  =

Counting practice from 1 to 10

Kindergarten Math Worksheet

1) Count by 1 from 1 to 10

	2	3						9	
--	---	---	--	--	--	--	--	---	--

2) Count by 1 from 1 to 10

				5		7			10
--	--	--	--	---	--	---	--	--	----

3) Count by 1 from 1 to 10

1		3					8		
---	--	---	--	--	--	--	---	--	--

4) Count by 1 from 1 to 10

		3					8	9	
--	--	---	--	--	--	--	---	---	--

5) Count by 1 from 1 to 10

		3				7	8		
--	--	---	--	--	--	---	---	--	--

6) Count by 1 from 1 to 10

	2	3							10
--	---	---	--	--	--	--	--	--	----



Counting practice from 1 to 10

Kindergarten Math Worksheet

1) Count by 1 from 1 to 10

	2		4		6				
--	---	--	---	--	---	--	--	--	--

2) Count by 1 from 1 to 10

		3	4			7			
--	--	---	---	--	--	---	--	--	--

3) Count by 1 from 1 to 10

							8	9	10
--	--	--	--	--	--	--	---	---	----

4) Count by 1 from 1 to 10

1						7			10
---	--	--	--	--	--	---	--	--	----

5) Count by 1 from 1 to 10

	2			5			8		
--	---	--	--	---	--	--	---	--	--

6) Count by 1 from 1 to 10


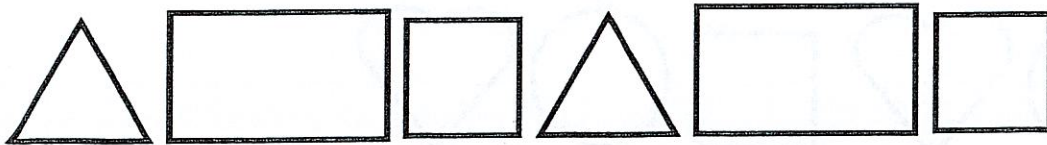


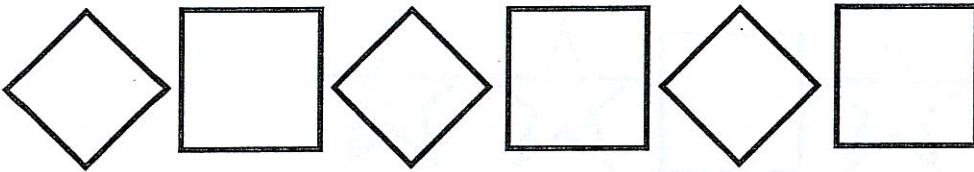

			4	5	6				
--	--	--	---	---	---	--	--	--	--



Shapes in patterns

Kindergarten Shapes Worksheet








Draw the 2 shapes that come next.



Shapes in patterns

Kindergarten Shapes Worksheet


Draw the 2 shapes that come next.



Creating bar graphs

Kindergarten Graphing Worksheet

Count the insects and color in the number of squares in each column of the bar chart.



Insects

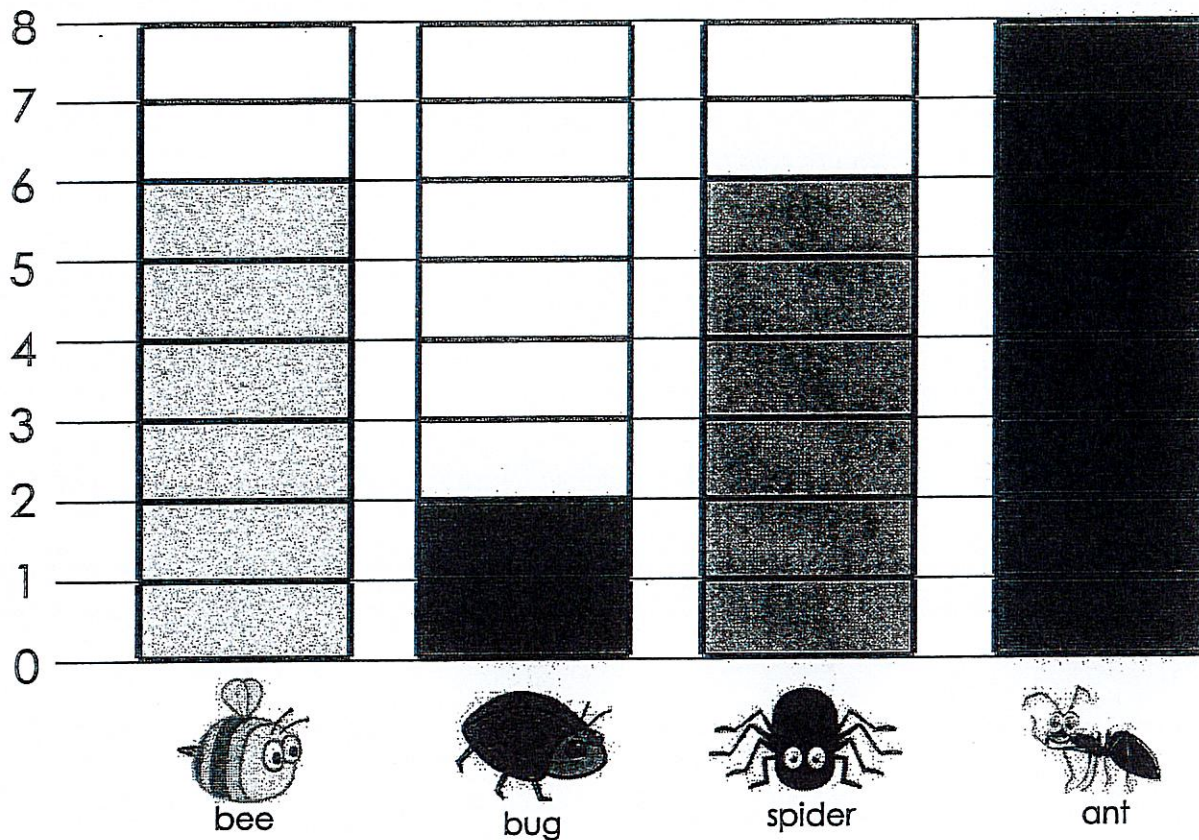


Analyzing bar charts

Kindergarten Graphing Worksheet

Study the bar graph and answer the questions.

Insects caught in the net



1. How many bees were caught ? _____
2. Which insect was caught the most? _____
3. Which was caught the least ? _____
4. How many spiders were caught? _____
5. How many bugs and spiders were caught? _____
6. Were there more bees or ants caught ? _____

Adding up to 10

Kindergarten Addition Worksheet

Add the two numbers.

1) $7 + 1 =$

7) $1 + 7 =$

2) $3 + 2 =$

8) $1 + 4 =$

3) $2 + 1 =$

9) $1 + 5 =$

4) $0 + 1 =$

10) $4 + 5 =$

5) $5 + 3 =$

11) $2 + 5 =$

6) $5 + 0 =$

12) $5 + 5 =$

Single digit addition (sums to 10)

Kindergarten Addition Worksheet

Add the two numbers.

$$\begin{array}{r} 7 \\ + 2 \\ \hline \end{array}$$

$$\begin{array}{r} 2 \\ + 5 \\ \hline \end{array}$$

$$\begin{array}{r} 3 \\ + 6 \\ \hline \end{array}$$

$$\begin{array}{r} 5 \\ + 4 \\ \hline \end{array}$$

$$\begin{array}{r} 6 \\ + 3 \\ \hline \end{array}$$

$$\begin{array}{r} 3 \\ + 4 \\ \hline \end{array}$$

$$\begin{array}{r} 3 \\ + 1 \\ \hline \end{array}$$

$$\begin{array}{r} 5 \\ + 5 \\ \hline \end{array}$$

$$\begin{array}{r} 6 \\ + 1 \\ \hline \end{array}$$

$$\begin{array}{r} 1 \\ + 6 \\ \hline \end{array}$$

$$\begin{array}{r} 1 \\ + 4 \\ \hline \end{array}$$

$$\begin{array}{r} 5 \\ + 1 \\ \hline \end{array}$$

$$\begin{array}{r} 2 \\ + 3 \\ \hline \end{array}$$

$$\begin{array}{r} 1 \\ + 8 \\ \hline \end{array}$$

$$\begin{array}{r} 4 \\ + 6 \\ \hline \end{array}$$

$$\begin{array}{r} 4 \\ + 4 \\ \hline \end{array}$$

Single digit subtraction

Kindergarten Subtraction Worksheet

Find the differences.

1. $1 - 1 =$

7. $3 - 2 =$

2. $8 - 5 =$

8. $4 - 3 =$

3. $5 - 4 =$

9. $4 - 4 =$

4. $6 - 3 =$

10. $3 - 1 =$

5. $9 - 4 =$

11. $2 - 1 =$

6. $7 - 2 =$

12. $3 - 3 =$

Single digit subtraction

Kindergarten Subtraction Worksheet

Find the differences.

$$\begin{array}{r} 8 \\ - 5 \\ \hline \end{array}$$

$$\begin{array}{r} 7 \\ - 3 \\ \hline \end{array}$$

$$\begin{array}{r} 4 \\ - 1 \\ \hline \end{array}$$

$$\begin{array}{r} 4 \\ - 2 \\ \hline \end{array}$$

$$\begin{array}{r} 3 \\ - 2 \\ \hline \end{array}$$

$$\begin{array}{r} 7 \\ - 2 \\ \hline \end{array}$$

$$\begin{array}{r} 2 \\ - 1 \\ \hline \end{array}$$

$$\begin{array}{r} 8 \\ - 3 \\ \hline \end{array}$$

$$\begin{array}{r} 6 \\ - 3 \\ \hline \end{array}$$

$$\begin{array}{r} 3 \\ - 3 \\ \hline \end{array}$$

$$\begin{array}{r} 2 \\ - 2 \\ \hline \end{array}$$

$$\begin{array}{r} 5 \\ - 4 \\ \hline \end{array}$$