


First Grade Reading Packet



Name: _____

Dear Parents/ Guardians

Happy Summer! In addition to the workbook pages that have been copied. Please have your son and or daughter read 5 books of their choice. After reading each book please fill in the reading log and return on the first day of school. Happy reading!

Reading Log

Title

Date

Favorite part of the story


Signature

Title	Date	Favorite part of the story	Signature


Ask your child to read this book to you. Then have him or her point out the short **a** words in the story.

Read

Name _____




Fold




Then Pat can nap. Pat **LIKES** to nap!

Pat just got up. What can Pat do today?



Fold



Then Pat can tap. Pat likes to tap.



Then Pat can do her job. Pat likes her job.

3

DIRECTIONS: Cut and fold the book. Read the story. If you come to a word you don't know, sound it out by looking at each letter. Tell the different things Pat does.


Lesson 43 • Short Vowel **a** Reader Comprehension: Recalling Details

61



2 First Pat can jog. Pat likes to jog.







After all of that, Pat can stop.



4 Then Pat can jump. Pat likes to jump.


Then Pat can bat. Pat likes to bat.

Look at the picture. Circle the word that completes the sentence.
Print it on the line.

<p>1. </p>	<p>_____</p> <p>_____</p> <p>_____</p> <p>Dan got his _____ .</p>	<p>fat</p> <p>bat</p> <p>bad</p>
<p>2. </p>	<p>_____</p> <p>_____</p> <p>_____</p> <p>He _____ up the hill.</p>	<p>rap</p> <p>pan</p> <p>ran</p>
<p>3. </p>	<p>_____</p> <p>_____</p> <p>_____</p> <p>His _____ fell off.</p>	<p>cap</p> <p>cat</p> <p>can</p>
<p>4. </p>	<p>_____</p> <p>_____</p> <p>_____</p> <p>Dan _____ on the log.</p>	<p>sat</p> <p>rat</p> <p>mat</p>
<p>5. </p>	<p>_____</p> <p>_____</p> <p>_____</p> <p>He felt a bug on his _____ .</p>	<p>ham</p> <p>sand</p> <p>hand</p>
<p>6. </p>	<p>_____</p> <p>_____</p> <p>_____</p> <p>It was just a little _____ .</p>	<p>ax</p> <p>ant</p> <p>tan</p>



Read the poem. Use short a words to complete the sentences.



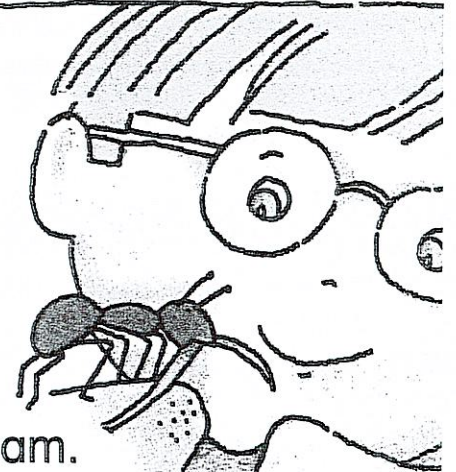
My Ant Farm

My pet ants like to snack on jam.

I give them names like Ann, Pam, and Sam.

I hand them lots of scraps and grass.

Then I watch them in the glass.



1. Jam is a _____ for the ants.

2. The ants are Ann, Pam, and _____.

3. You can watch them in the _____.




Ask your child to read this book to you. Then have him or her point out the short i words in the story.

Read

Name _____

Fix This




Fold



Get in! Get in! The rip is fixed!

Can you fix this? Can you fix this mitt?

1



Fold




My lid! My lid is fixed!

Can you fix this? Can you fix this wig?

3



DIRECTIONS: Cut and fold the book. Read the story. If you come to a word you don't know, sound it out by looking at each letter. Tell how the problems were solved.




2 My mitt! My mitt is fixed!

Fold




Can you fix this? Can you fix this rip?





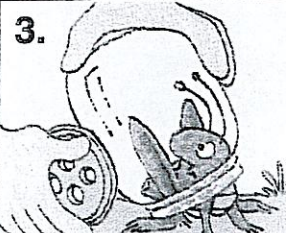



4 My wig! My wig is fixed!

Fold




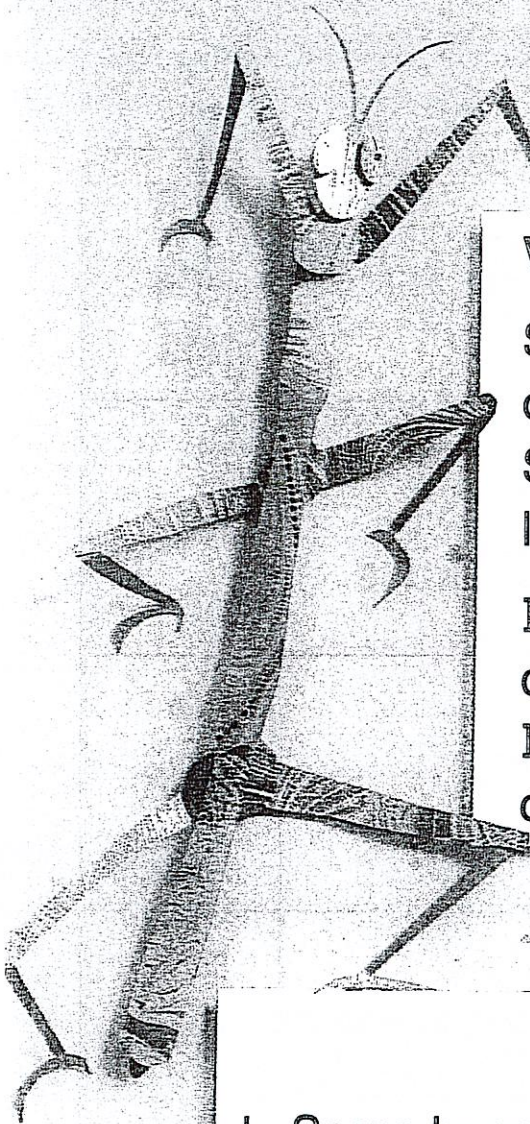
Can you fix this? Can you fix this lid?

Look at the picture. Circle the word that completes the sentence.
Print it on the line.

<p>1.</p> 	<p>Lin _____ still.</p>	<p>hits rips sits</p>
<p>2.</p> 	<p>A bug _____ in the grass.</p>	<p>is kiss as</p>
<p>3.</p> 	<p>Lin is _____ to grab it.</p>	<p>bib sink quick</p>
<p>4.</p> 	<p>Lin has the bug _____ the jar.</p>	<p>is in it</p>
<p>5.</p> 	<p>Lin looks at _____.</p>	<p>it in an</p>
<p>6.</p> 	<p>She lifts the _____.</p>	<p>lad lid Lin</p>




Read the poem to find out about bugs. Use short i words to complete the sentences.



What Is a Bug?

Some bugs have six legs,
one, two, three, four, five, six!
Some bugs have odd names,
like walkingsticks.

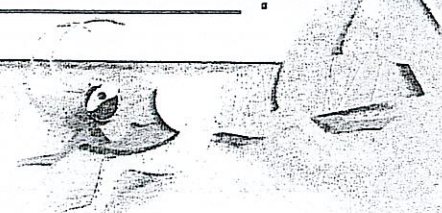
Insects can have wings,
and some can even sting!
It seems that bugs can do
all kinds of things.



1. Some bugs have _____ legs.

2. Bugs with _____ can fly.

3. Look out for bugs that can _____.



Say the name of the picture. Circle its name.




1. pup cup



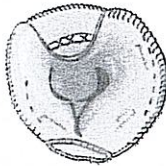
2. dad did dud



3. jig jog jug



4. bug bag big



5. mat mutt mitt



6. cob cub cab



7. pot pat putt



8. mud bad bud



9. nut not hut



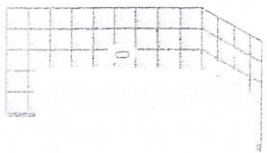
10. rig rag rug



11. cap cup cut



12. hug hog hut



13. cub tub tab












14. cut cat cot



15. bit but bat



Say the name of the picture. Circle its name and print it on the line.

<p>1.  tub cub cob</p> <p>_____</p> <p>-----</p> <p>_____</p>	<p>2.  bit bad bun</p> <p>_____</p> <p>-----</p> <p>_____</p>	<p>3.  nut cut not</p> <p>_____</p> <p>-----</p> <p>_____</p>
<p>4.  and fun fan</p> <p>_____</p> <p>-----</p> <p>_____</p>	<p>5.  bus bug gas</p> <p>_____</p> <p>-----</p> <p>_____</p>	<p>6.  hill hot hit</p> <p>_____</p> <p>-----</p> <p>_____</p>
<p>7.  sun run ran</p> <p>_____</p> <p>-----</p> <p>_____</p>	<p>8.  pig log pup</p> <p>_____</p> <p>-----</p> <p>_____</p>	<p>9.  gum bug big</p> <p>_____</p> <p>-----</p> <p>_____</p>













Make up and print a sentence with a short u word.





Say the name of the picture. Circle its name and print it on the line.


<p>1. </p> <p>dab dust duck</p> <p></p> <p>_____</p> <p>-----</p> <p>_____</p>	<p>2. </p> <p>try truck trip</p> <p>_____</p> <p>-----</p> <p>_____</p>	<p>3. </p> <p>lock lake tick</p> <p>_____</p> <p>-----</p> <p>_____</p>
<p>4. </p> <p>tack tag take</p> <p>_____</p> <p>-----</p> <p>_____</p>	<p>5. </p> <p>scat chat sock</p> <p>_____</p> <p>-----</p> <p>_____</p>	<p>6. </p> <p>chess check chain</p> <p>_____</p> <p>-----</p> <p>_____</p>
<p>7. </p> <p>cake coach kick</p> <p>_____</p> <p>-----</p> <p>_____</p>	<p>8. </p> <p>clock luck clog</p> <p>_____</p> <p>-----</p> <p>_____</p>	<p>9. </p> <p>rock rest track</p> <p>_____</p> <p>-----</p> <p>_____</p>



Write a sentence about one picture. Use a ck word.

Duck ends with the sound of consonant digraph ck.
Listen for words in the rhyme that end with the sound of ck.

The thunder came,
the storm, it struck.
I got so wet—
I felt like a duck!



Say the name of the picture. Color it if its name ends with the sound of ck.

<p>1.</p>	<p>2.</p>	<p>3.</p>
<p>4.</p>	<p>5.</p>	<p>6.</p>
<p>7.</p>	<p>8.</p>	<p>9.</p>

Copyright © by Pearson Education, Inc. All rights reserved.